



WASTE BURNING SAFETY

 Be sure what you are burning and how it will react when on fire. Do not burn any waste that is sealed in a box or concealed.





 Limit who is permitted to put waste on the pile or into incinerator to help ensure that no potentially hazardous items are placed into waste that will be incinerated.

 Do not burn or use any flammable liquids. **No exceptions!**



 Be responsible! Avoid horseplay! Do not experiment!

 Only burn uncontaminated, ordinary combustibles, such as un-treated wood, paper or cardboard.


 Do not burn any aerosol cans or other containers that are or could become pressurized.



 Only burn waste if it is permitted by local, state, and/or federal regulations. If permitted, follow all rules and regulations.

 Once fire has started, stay clear of it. Avoid applying more waste and wait until the fire intensity has died down before adding additional waste.



 If burning waste in an incinerator, stand to one side of the door when opening and closing. Apply additional waste after the fire intensity has decreased. Do not overload the incinerator burn chamber and avoid overheating the incinerator.

 If you must approach an open burn pile, approach with the wind to your back and avoid inhaling any smoke.



 Limit the size of an open burning pile to 5-feet by 5-feet by 5-feet in dimension.

 Do not burn waste on windy days.